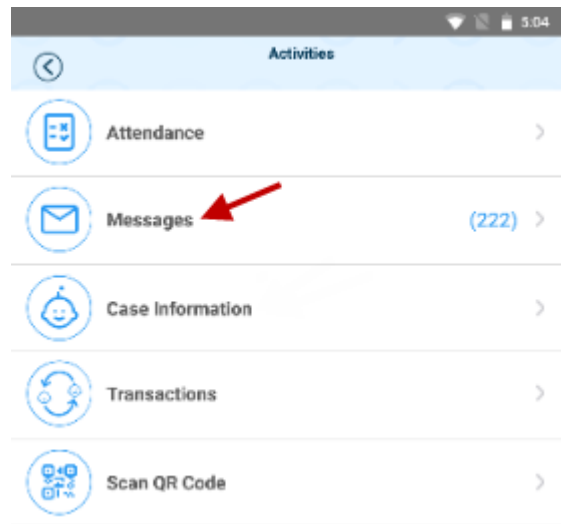


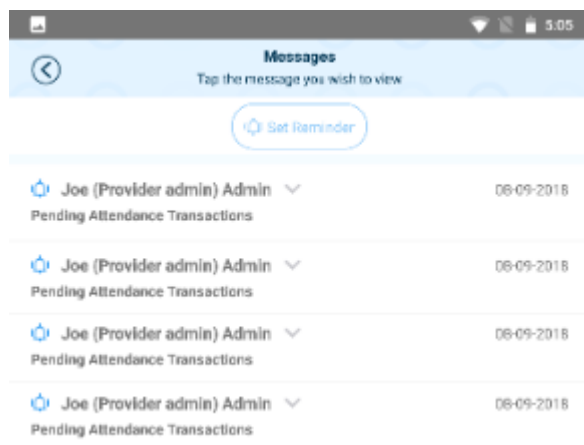
KinderSmart – How to Review Messages

A Open the KinderSmart app on your phone. Note that the telephone number must be already registered with your Provider.

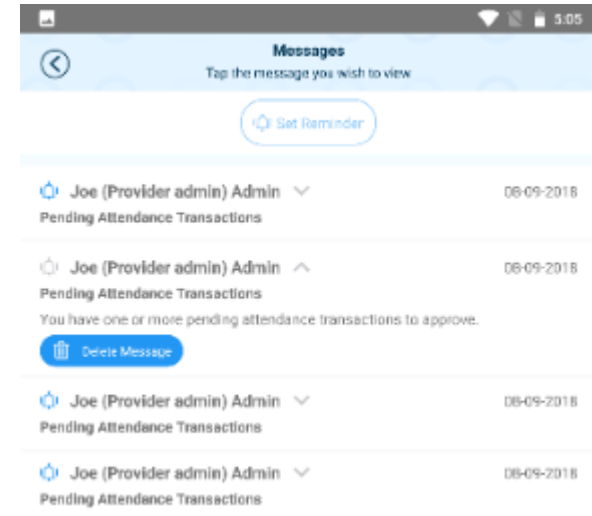
B Once the **Activities** screen displays, tap **Messages**.



C The list of all messages displays.



D Tap on the message you would like to review.



E After reviewing your message, tap **Delete Message** if you would like to remove from the list.



F Tap **Set Reminder** if you would like to create a reminder message for yourself. Tap **Save** when complete.



G Tap the back arrow to return to the **Activities** screen.

