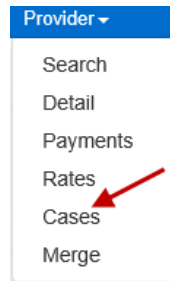


KinderConnect - View Cases

Providers/Programs can view the cases that are active as of the selected date. Only those children receiving publicly funded child care are displayed.

A Click on **Cases** under Provider.





B Enter the date when the case became active or use the Calendar button to select.

Provider Cases

★ denotes a required field

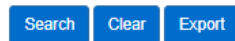
Provider: Aunt Elaine's Child Care (Ohio Region) ▼

Cases with Active Authorizations as of: ★ 12/10/2020  

C Press **Search**.



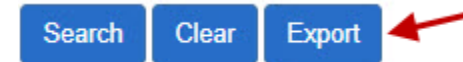
D The **Search Results** show all active cases and their Authorization Program Types as of the selected dates.



Search Results

Family Name	Case Number	Recert Date	Case Closure Date	Children	Authorization Program Type	Co-pay per Child	Co-pay Effective	Co-pay History
Bacall	BACFAM771	01/01/2019		Bacall, Ben (01/01/2019 - 12/31/2022)	PFCC	\$25.00	01/01/2019	View
Bob		10/29/2021		Bob, Liam (03/18/2021 - 10/31/2021)	Critical Occupation	\$75.75	03/18/2021	View
Jabeen	Jabe0780	02/01/2019		Jabeen, Allen (04/01/2021 - 12/31/2021)	PFCC	\$20.00	01/01/2021	View

E When a search completes, if it generates **Search Results**, the **Export** button enables it. Press **Export** to open and export the results in CSV format for additional review.



F The CSV export file displays on the lower left side of your screen.



G Click on the file name to open the **Search Results** using Microsoft Excel.
Note: The steps to open the file after the Export completes might differ depending on your browser.

For more information, visit www.ohiocctap.info, email us at supportOH@kindersystems.com or call us at 1-833-866-1708.