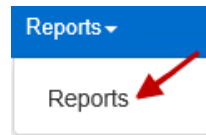


## KinderConnect – Printing Provider Mobile Sign In Sheet

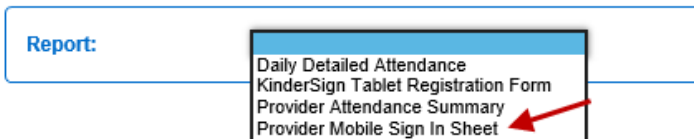
KinderSmart users are required to scan a QR Code when checking children In and Out of care. The Provider needs to make this QR Code available to the Sponsors. To print a copy:

**A** Press **Reports** under Reports.



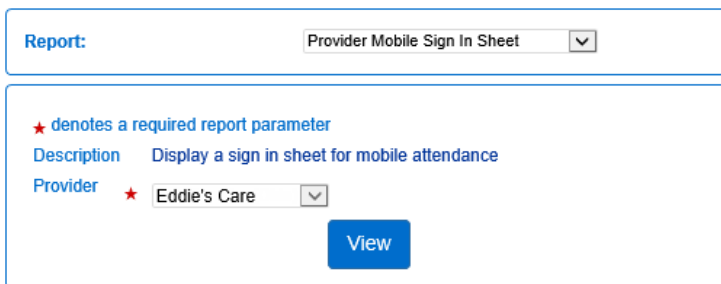
**B** Press the drop-down arrow and select the **Provider Mobile Sign In Sheet** report.

### Reports



**C** Enter at least the required search parameters (indicated with a red asterisk \*).

### Reports

A screenshot of a web interface showing search parameters for the 'Provider Mobile Sign In Sheet' report. The 'Report:' dropdown is set to 'Provider Mobile Sign In Sheet'. Below it, a legend indicates that a red asterisk (\*) denotes a required report parameter. The 'Description' is 'Display a sign in sheet for mobile attendance'. The 'Provider' dropdown is set to 'Eddie's Care' and has a red asterisk next to it. A blue 'View' button is at the bottom right.

**D** Press **View**.

Once the Report generates, press **Open** from your browser to review. Note: Depending on your browser, it might be different.



**E** You can now display the report in your screen or post a printout.

