



KinderSign – How to Read a Message

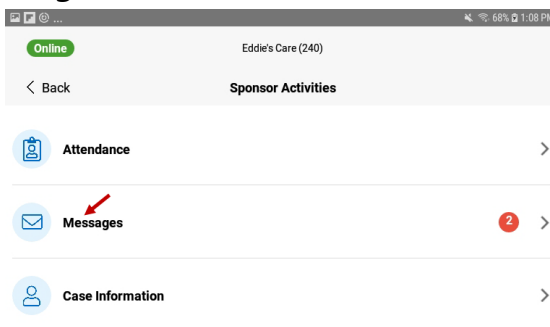
- A** Use the keypad to enter your 10-digit telephone number. Tap **Next**.



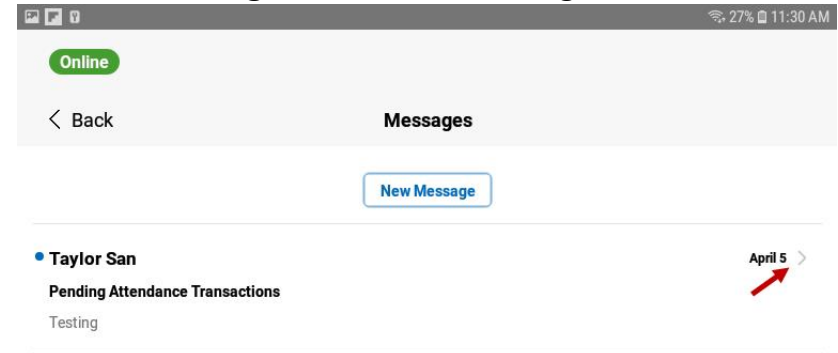
- B** Enter your 4-digit **PIN** and tap **Verify** to display the **Activities** screen.



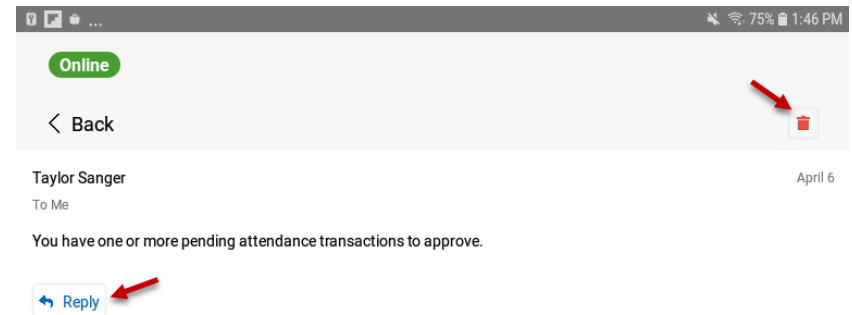
- C** Tap **Messages**.



- D** A list of all messages appears. Tap on the arrow next to a message to expand and review a message. Tap **New Message** to create a message.



- E** Expanding a message activates the **Delete** message button and **Reply** button.



- F** When you finish reviewing your message, tap **Back** to return to the previous menu.