



KinderSign – Resetting PIN


- A** Use the keypad to enter your 10-digit telephone number. Tap **Next**.



- B** Click on **Change PIN**.



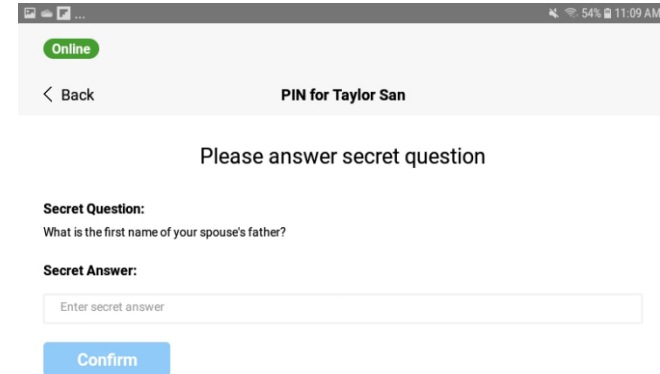
Enter your PIN



Verify

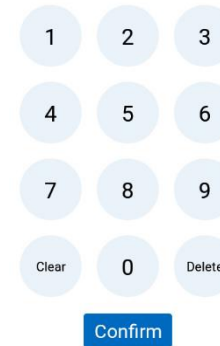
KinderSign by Controltec
Version 2.5.30

- C** Use the keyboard to enter the answer to your secret question. Tap **Confirm**.



- D** Enter your new 4-digit **PIN** and tap **Confirm**.

Please enter a new PIN



- E** Re-enter your new 4-digit **PIN** and tap **Confirm** again.

- F** KinderSign takes you back to the initial screen where you will enter your 10-digit telephone number.

Note: All **PINs** will automatically expire every 90 days and will require to be reset.